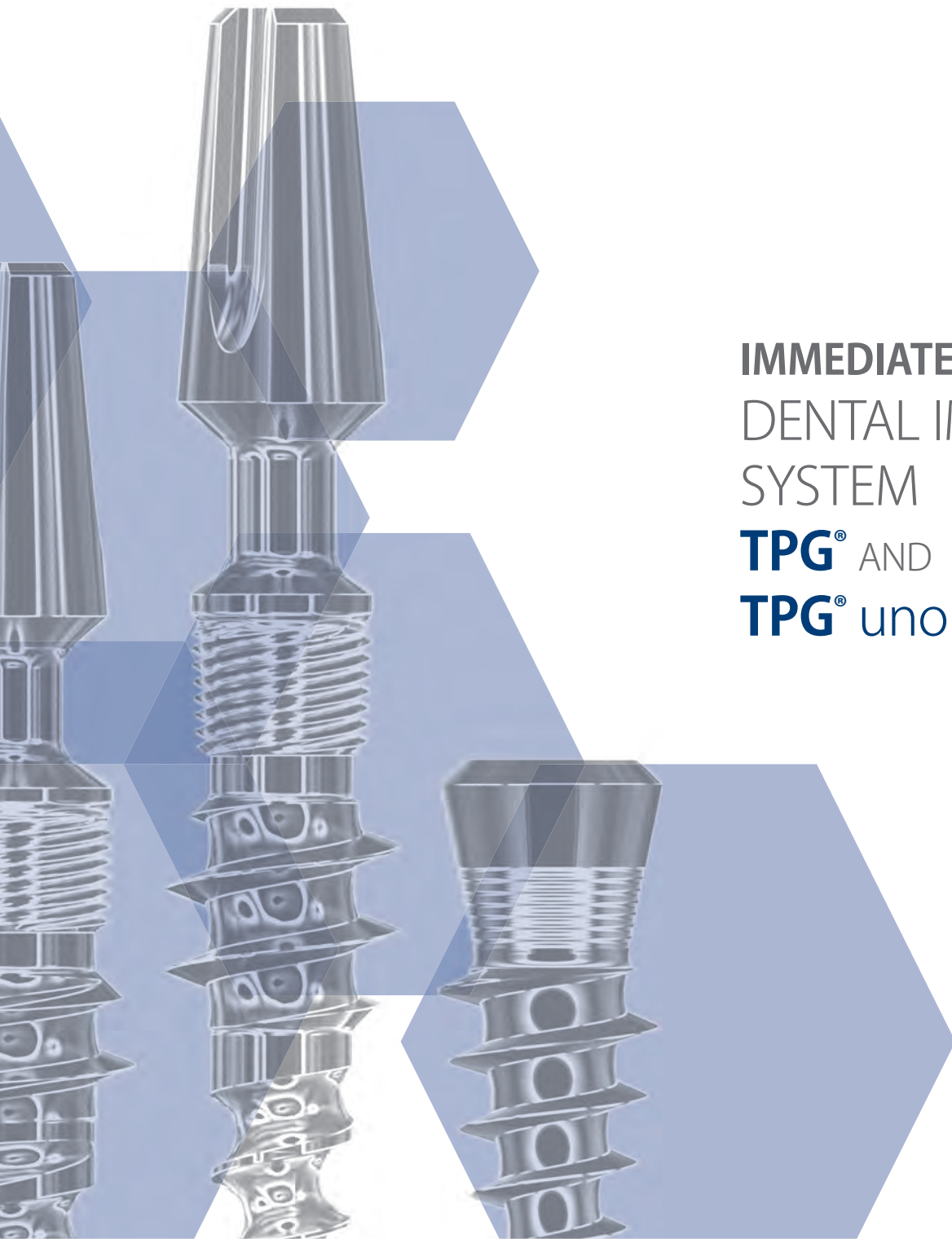


**IHDE**DENTAL 



**IMMEDIATE LOADING  
DENTAL IMPLANT  
SYSTEM**

**TPG<sup>®</sup>** AND  
**TPG<sup>®</sup> uno**

"FOR ME, IMPLANTOLOGY BEGINS  
WHERE OTHERS HAVE GIVEN UP."

- Dr. Stefan Ihde



Dr. Ihde Dental has been a reliable partner for over 60 years providing a wide range of implant systems and consumables. We supply dentists and dental technicians with precisely coordinated materials and systems, which are easy and reliable to use. We always ensure high quality and an excellent price-performance ratio so that you can guarantee allround treatment for your patients that is cost-effective and highly efficient. The following catalog gives you an overview and all the essential information about our implant systems. You can also contact us personally any time using the phone numbers provided. Further information can be found on our websites:

[www.implant.com](http://www.implant.com) || [www.ihde-dental.de](http://www.ihde-dental.de) || [www.ihde.com](http://www.ihde.com)

**The company** was founded in 1954 in Berlin by the dental technician Klaus Ihde. The company relocated to Bavaria in the 1960s. At the end of the 1980s, Dr. Ihde Dental GmbH (Germany) and Dr. Ihde Dental AG (Switzerland) were formed from the Klaus Ihde retail company. Ihde Dental is now represented in four locations in Europe and over 45 countries. The company group is one of the most innovative implant companies in the world – based on new developments and patents issued or pending.

**The core activities** of Ihde Dental are the development, procurement and distribution of medical products. We use a large number of suppliers in consumables, but we have produced implants in our own factory for many years. All components are manufactured quickly, precisely and economically thanks to state-of-the-art production technology and well-equipped machinery.

#### **Our partners**

Users and customers provide us with many new ideas and excellent suggestions. Collaboration with our customers is extremely important to us. Contact us at any time if you have any improvements or questions. Your ideas and opinions help us all to meet the daily wishes of patients to a greater and better extent. We also put the needs of the patient first..

#### **Our market performance and work ethic**

Since it was founded, the company has focused on innovative ideas and advanced technology, premium quality, an excellent price-performance ratio, optimal patient and user friendly products and durability. Our range combines the latest findings from research and practices in many countries around the world.

Customer orientated to us means – **available for you!**

- We provide training courses, refresher courses and user advice.
- We provide customers with comprehensive and technically sound advice.
- We also visit you in your practice upon request.

**Please call us to arrange an appointment  
or send us an email.**

**IHDE**DENTAL 

**Dr. Ihde Dental AG**  
Dorfplatz 11  
CH - 8737 Gommiswald / SG  
Tel. +41 (0)55 293 23 23  
contact@implant.com

**Dr. Ihde Dental GmbH**  
Erfurter Str. 19  
D - 85386 Eching / Munich  
Tel. +49 (0)89 319 761-0  
Fax +49 (0)89 319 761-33  
info@ihde-dental.de

# THE ADVANTAGES

OF THE ENDOSSEOUS DENTAL IMPLANT SYSTEM **TPG®**

**TPG®** implants provide a sharp and cutting crestal thread, which engages in to the corticals of the extraction sockets. The apical compression thread provides perfect stability both in compressed spongy as well as in cortical bone. A wide range of abutments is available.

**TPG®** implants may be used both in extraction sockets and in healed bone areas. They are used for circular bridges and segments. Under adequate loading conditions and if an excellent primary stability is achieved, the treatment can be performed in an immediate load protocol. **TPG®** implants are not designed for single implant reconstruction. **TPG®** implants can be used in combination with other compression screw implants (e. g. KOS®) as the basis of fixed prosthetics.

The prescribed or recommended tightening torques for implants, abutments and screws can be found on our website:

[www.implant.com/en/downloads](http://www.implant.com/en/downloads)




Sharp and cutting  
crestal thread


Apical  
compression  
thread provides  
perfect stability

May be used  
both in extraction  
sockets and in healed  
bone areas

Made of highly  
resistant  
titanium alloy

Smart  
instrument tray





Wide range of sizes:

Enossal length 8 - 23 mm  
Enossal Ø 4.8 mm

Wide range of optional abutments



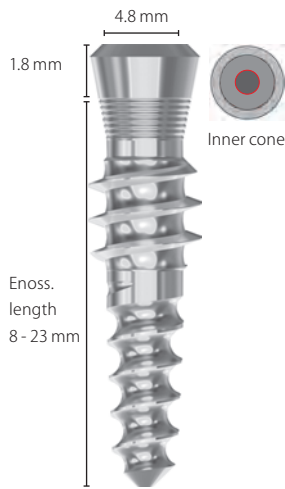
Used for circular bridges and segments

Can be used in combination with other compression screw implants

Extremely resistant against bacterial colonialization/periimplantitis due to polished surface

TPG® IMPLANTS

Polished, material Ti6AL4V \*. 8° internal conical connection.



Description	Max. Ø	Enossal Ø	Enossal length	Height above bone	REF	Price cat.
TPG 4.1 8	4.95 mm	4.8 mm	8 mm	1.8 mm	420106	K
TPG 4.1 10	4.95 mm	4.8 mm	10 mm	1.8 mm	420107	K
TPG 4.1 12	4.95 mm	4.8 mm	12 mm	1.8 mm	420104	K
TPG 4.1 15	4.95 mm	4.8 mm	15 mm	1.8 mm	420100	K
TPG 4.1 17	4.95 mm	4.8 mm	17 mm	1.8 mm	420101	K
TPG 4.1 19	4.95 mm	4.8 mm	19 mm	1.8 mm	420102	K
TPG 4.1 21	4.95 mm	4.8 mm	21 mm	1.8 mm	420103	K
TPG 4.1 23	4.95 mm	4.8 mm	23 mm	1.8 mm	420105	K

**\*Ti6AL4V ELI**, also called „Grade 5“, is a purified version of the conventional 6/4 Ti-Alloy and is used for more than 50% of all human metallic implants. This material is the very first choice for all areas of application where high stability, corrosion resistance and mechanical resistance are important. That is why today most modern designs of dental implants are made from this material. This titanium alloy is superior to the alternative pure titanium used in terms of stability by more than 25%.

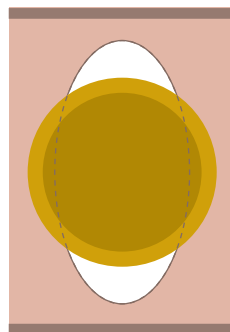
TPG® implants are delivered incl. OF5 STI abutment (REF 420426)



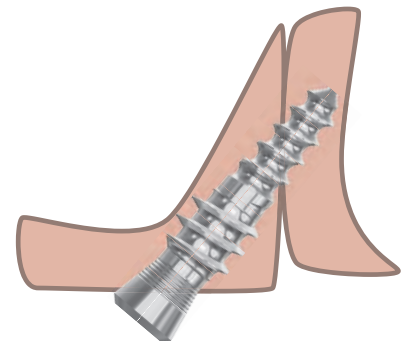
EXAMPLE FOR THE USE OF TPG® IMPLANTS



TPG® implants may be inserted into fresh extraction sockets with lateral and bi-cortical engagement.








**View from top:** TPG® implants may be inserted into fresh extraction. The voids in the extraction sockets may receive augmentation or fill with woven bone.




TPG® implants engaged in the distal maxilla and the pterygoid plate of the sphenoid bone. In this indication this implant may be used for circular bridges and segments with at least three implants.

## ABUTMENTS FOR CEMENTED PROSTHETICS






With conus, without anti-rotation.

	Description	Code	REF	Price cat.
	Straight, screw-in abutment with screw For cemented crowns and bridges Tighten with <b>TT 1.25</b>	TLA STI	420314	D
	15° angled, screw-in abutment with screw For cemented crowns and bridges Tighten with <b>TT 1.25</b>	TLA15 STI	420315	E
	20° angled, verschraubbares abutment with screw For cemented crowns and bridges Tighten with <b>TT 1.25</b>	TLA20 STI	420316	E
	25° angled, verschraubbares abutment with screw For cemented crowns and bridges Tighten with <b>TT 1.25</b>	TLA25 STI	420317	E
	One-piece abutment with solid thread, for cemented crowns or bridges, height above implant 6.0 mm, 8° incline. Can be shortened or trimmed. Flat on one side. Direct impression or transfer to lab analogue IA STI Tighten with <b>HT 1.25</b> .	TCA STI	420313	D

## UCLA ABUTMENTS

	Description	Code	REF	Price cat.
	Castable abutment incl. screw <b>SF 215</b> , 10.5 mm high. For UCLA. Tighten with <b>HT 1.25</b> .  Use with impression post TSX STI ( <b>REF</b> 420411) and analogue IA STI ( <b>REF</b> 420347)	PA STI	420358	C

## PLATFORM OFFSET ABUTMENTS








	Description	Neck length	Code	REF	Price cat.
	Platform Offset abutment, with small head	1.8 mm	OF4 STI	420424	E
	Insertion tool, Length 20 mm, for small head Tool: RAT 2, TW2		IT K	462320	D
	Platform Offset abutment, with large head	1.3 mm	OF5 STI	420426	E
	Platform Offset abutment, with large head Bendable	4 mm	OF5L STI	420427	E
	Insertion tool, for large head Tool: RAT 2, TW2		IT2 BCS	900030	E

**PLEASE NOTE** Impression taking and laboratory accessories can be found from page 28 onwards (**KOS® BCS®**). With the abutment it is possible to make TPG® implants compatible with the KOS® BCS® System.







## HEATLESS® DRILLS FOR TPG® IMPLANTS

Surgical steel, colour-coded, depth-coded and autoclaveable. The drill is marked with laser depth markings.





	Description	Colour	Max. working length	Code	REF	Price cat.
	BCD 1	yellow	15 mm	BCD 1	900240	C
	BCDX 1,	yellow	15 mm	BCDX 1	900243	C
	DOS 1 *	yellow	17 mm	DOS 1	455311	D
	DOS 2 *	black	17 mm	DOS 2	455312	D
	DOS 3 *	red	17 mm	DOS 3	455313	D
	Twist Drill 2.0/21, Ø 2.0 mm		21 mm	Twist Drill 2.0/21	90022	D
	Twist Drill 2.0/30, Ø 2.0 mm		30 mm	Twist Drill 2.0/30	90020	D

## INSERTION TOOLS











	Description	Code	REF	Price cat.
	Insertion tool, 30 mm For contra-angle	ITM TPG	425119	F
	Insertion tool, short 12 mm	IT1 TPG	425116	F
	Insertion tool, medium 16 mm	IT2 TPG	425117	F
	Insertion tool, long 20 mm	IT3 TPG	425118	F
	Ratchet For all hex instruments and insertion tools	RAT 2	425051	K
	Torque wrench 10 - 70 Ncm.	TW2	425402	S



**TOOLS FOR MANUAL INSERTION**

	<b>Description</b>	<b>Code</b>	<b>REF</b>	<b>Price cat.</b>
 <p>For two part TPG®</p>	Engages in the internal trilobe inside the conus Must be used with max. 60 Ncm only If the bone is harder, IT1-3 TPG has to be used with RAT 2 or TW2	<b>Adapter TPG</b>	425106	F
	handgrip for maschinelle Aufbereitung, nicht zerlegbar. Im Ultraschallbad bei 45° mit alkalischem Reinigungsmedium reinigen. for Adapter, selbstsichernd.	<b>Handgrip</b>	311431	V

**IMPRESSION TAKING AND LABORATORY ACCESSORIES**

	<b>Description</b>	<b>Code</b>	<b>REF</b>	<b>Price cat.</b>
	Lab analogue With conus	IA STI	420347	B
	Transfer post Engages on the outer cone, 9 mm high Tighten with HT 1.25	TS STI	420345	B
	Transfer post Engages on the outer cone, 13 mm high Tighten with HT 1.25	TSX STI	420411	B
	Hex tool Length 21 mm, Ø 1.25 mm	HT 1.25	425100	C
	Hex tool extralong Length 45 mm, Ø 1.25 mm	HTX 1.25	425102	C
	Torx tool Length 21 mm, Ø 1.25 mm	TT 1.25	425105	C
	Synthetic base Castable, 7,4 mm high For TLA STI and TCA STI	PS	420354	A
	Synthetic base Castable, 4 mm high For TLA15 STI	PS 15	420355	A
	Synthetic base Castable, 4 mm high For TLA20 STI	PS 20	420356	A
	Synthetic base Castable, 4 mm high For TLA25 STI	PS 25	420357	A

## INSTRUMENT TRAY

**Description**

Insertion tool  
 Insertion tool, length 20 mm  
 Hex instrument, long  
 Pathfinder drill  
 Pathfinder drill  
 Heatless drill for implants with conical core  
 Heatless drill for implants with conical core  
 Heatless drill for implants with conical core  
 Countersink heads  
 Standardized probe  
 Twist drill  
 Insertion tool, short 12 mm  
 Insertion tool, medium 16 mm  
 Insertion tool, long 20 mm  
 Insertion tool for contra-angle, 30 mm  
 Ratchet for all hex instruments and insertion tools

**For System**

TPG® and TPG® uno  
 TPG® and TPG® uno  
 TPG®  
 TPG® and TPG® uno  
 TPG® and TPG® uno  
 TPG® and TPG® uno  
 TPG® and TPG® uno  
 TPG®  
 TPG®  
 TPG®  
 TPG®  
 TPG®  
 TPG®  
 TPG® and TPG® uno

**Code**

IT2 BCS  
 IT K  
 HT 1.25  
 BCD 1  
 BCDX 1  
 DOS 1  
 DOS 2  
 DOS 3  
 DRA 4.1 CS  
 PDG  
 Twist Drill 2.0  
 IT1 TPG  
 IT2 TPG  
 IT3 TPG  
 ITM TPG  
 RAT 2

**REF**

900030  
 462320  
 425100  
 900240  
 900243  
 455311  
 455312  
 455313  
 425047  
 425400  
 90022  
 425116  
 425117  
 425118  
 425119  
 425051

**Price €**


**Instrument tray** with content

60047-K

upon request



**SINGLE AND TWO PIECE**  
DENTAL IMPLANT SYSTEM **TPG<sup>®</sup>** &  
**TPG<sup>®</sup>** uno



# THE ADVANTAGES

OF THE ENDOSSEOUS DENTAL IMPLANT SYSTEM **TPG® uno**

**TPG® uno** implants provide a sharp and cutting central thread part, which engages in to the corticals of the extraction sockets. The apical compression thread provides perfect stability both in compressed spongy and in cortical bone. The coronal micro-thread seals the 1<sup>st</sup> cortical if the implant is used in healed bone areas. **TPG® uno** implants may be used both in extraction sockets and in healed bone areas. They are used for circular bridges and segments. Under adequate loading conditions and if enough implants are splinted, the treatment can be performed in an immediate load protocol. Due to their polished surface, **TPG® uno** implants are extremely resistant against bacterial colonialization and they avoid periimplantitis. **TPG® uno** implants are not designed for single implant reconstruction.

The prescribed or recommended tightening torques for implants can be found on our website:

[www.implant.com/en/downloads](http://www.implant.com/en/downloads)

Sharp and cutting  
crestal thread

Apical  
compression  
thread provides  
perfect stability

May be used  
both in extraction  
sockets and in healed  
bone areals

Made of highly  
resistant  
titanium alloy

Extremely  
resistant  
against bacte-  
rial colonialization/  
periimplantitis  
due to polished  
surface





Bendable up to 15°

Wide range of sizes:

**TPG® uno**

Enossal length  
Enossal Ø





12 - 29 mm  
3.5, 4.1 mm

TPG® uno implants are delivered incl. lab-set:



TPG<sup>®</sup> uno IMPLANTS

Polished surface and triple thread, Material Ti6Al4V ELI.

		Description	Max. Ø	Max. enoss. Ø mm	Enossal length	REF	Price cat.
TPG uno 3.5 15		TPG uno 3.5 12	4.25 mm	3.5	12	420120	K
		TPG uno 3.5 15	4.25 mm	3.5	15	420121	K
		TPG uno 3.5 17	4.25 mm	3.5	17	420122	K
		TPG uno 3.5 19	4.25 mm	3.5	19	420123	K
TPG uno 3.5 17		TPG uno 3.5 21	4.25 mm	3.5	21	420124	K
		TPG uno 3.5 23	4.25 mm	3.5	23	420125	K
		TPG uno 3.5 26	4.25 mm	3.5	26	420126	K
		TPG uno 3.5 29	4.25 mm	3.5	29	420127	K
TPG uno 4.1 15		TPG uno 4.1 12	4.95 mm	4.1	12	420130	K
		TPG uno 4.1 15	4.95 mm	4.1	15	420131	K
		TPG uno 4.1 17	4.95 mm	4.1	17	420132	K
		TPG uno 4.1 19	4.95 mm	4.1	19	420133	K
TPG uno 4.1 17		TPG uno 4.1 21	4.95 mm	4.1	21	420134	K
		TPG uno 4.1 23	4.95 mm	4.1	23	420135	K

## INCLUSIVE

TPG<sup>®</sup> uno implants are delivered incl. lab-set REF 462353, consisting of



Double analogue, plastic

IA4/IAU

462111



Impression and castable abutment, internally edged, for large head

PA X

462136



Impression post castable, internally round, for small head

TSPA 4

462029

## Dimensionen for all TPG uno

Neck height	3.5 mm
Neck Ø	2 mm (bendable up to 15°)
Abutment	3.9 B x 7.2 H (mm)



**NOTE** This is a standard lab-set and therefore contains parts for both **LARGE** abutment heads (**PA X**) and **SMALL** abutment heads (**TSPA 4**).

**TPG® uno SH IMPLANTS**

Polished surface and triple thread, Material Ti6AL4V ELI.

**TPG Uno 3.5 15 SH**



Description	Max. Ø	Max. enoss. Ø mm	Enossal length	REF	Price cat.
TPG Uno 3.5 12 SH	4.95 mm	3.5	12	420170	K
TPG Uno 3.5 15 SH	4.95 mm	3.5	15	420171	K
TPG Uno 3.5 17 SH	4.95 mm	3.5	17	420172	K
TPG Uno 3.5 19 SH	4.95 mm	3.5	19	420173	K
TPG Uno 3.5 21 SH	4.95 mm	3.5	21	420174	K
TPG Uno 3.5 23 SH	4.95 mm	3.5	23	420175	K
TPG Uno 3.5 26 SH	4.95 mm	3.5	26	420176	K
TPG Uno 3.5 29 SH	4.95 mm	3.5	29	420177	K

**INCLUSIVE**

TPG® uno implants are delivered incl. lab-set REF 462353, consisting of

**Dimensionen for all TPG uno SH**

- Neck height** 3.5 mm
- Neck Ø** 2 mm (bendable up to 15°)
- Abutment** 3.9 B x 7.2 H (mm)



Double analogue, plastic

**IA4/IAU**  
**462111**



Impression and castable abutment, internally edged, for large head

**PA X**  
**462136**













Impression post castable, internally round, for small head

**TSPA 4**  
**462029**



**NOTE** This is a standard lab-set and therefore contains parts for both **LARGE** abutment heads (**PA X**) and **SMALL** abutment heads (**TSPA 4**).

## INSERTION TOOL

	Description	Code	REF	Price cat.
  For single-piece TPG® uno	Adapter for implants with large head For handgrip 311431 (see page 50)	AHB	900037	F
 	Insertion tool short, for large head Use with RAT 2 and TW2 Length 7 mm	IT2 S BCS	900038	E
 	Insertion tool medium, for large head Use with RAT 2 and TW2 Length 19 mm	IT2 BCS	900030	E
 	Insertion tool, for large head Use with contra-angle Length 23 mm	IT2W	900039	E
	Torque wrench 10 - 70 Ncm	TW2	425402	S
	Ratchet for all hex instruments and insertion tools	RAT 2	425051	K

## IMPRESSION TAKING AND LABORATORY ACCESSORIES








	Description	Unit	Code	REF	Price cat.
	Titanium cap, radio opaque Ti6Al4V, weldable		MA5	462093	B
	Impression post, plastic Internally round	Pack of 5	TSPA 5	462030	B
	Castable abutment For large head Internally round	Pack of 5	POB	462086	B
	Double analogue, plastic For large and small head	Pack of 5	IA4/IAU	462111	B
	Double analogue, metal For large and small head	1 piece	IA4/IAU	462112	A






## HEATLESS® DRILLS FOR TPG® UNO IMPLANTS

Surgical steel, colour-coded, depth-coded and autoclaveable. The drill is marked with laser depth markings.  
Use between 3,000 and 5,000 rpm with good cooling and intermittent drill technique.  
Due to the extremely high cutting performance, you can work without pressure.



	Description	Colour	Max. working length	Code	REF	Price cat.
	DOS 1 *	yellow	17 mm	DOS 1	455311	D
	DOS 2 *	black	17 mm	DOS 2	455312	D
	DOS 3 *	red	17 mm	DOS 3	455313	D
	BCDX 1	yellow	15 mm	BCDX 1	900243	C
	BCDX 2	black	15 mm	BCDX 2	900244	C
	Twist Drill 2.0/21, Ø 2.0 mm		21 mm	Twist Drill 2.0/21	90022	D
	Twist Drill 2.0/30, Ø 2.0 mm		30 mm	Twist Drill 2.0/30	90020	D

## DRILLS FOR THE PREPARATION OF THE 1<sup>ST</sup> CORTICALIS

	Description		Code	REF	Price cat.
	C-Drill KM1 3.0 - 3.2	Cortical milling	C-Drill KM1	455300	E
	C-Drill KM2 3.7 - 4.1	Cortical milling	C-Drill KM2	455301	E
	C-Drill KM3 5.0	Cortical milling	C-Drill KM3	455302	E

## ALLFIT® PROFESSIONAL KIT

The tray is delivered **WITHOUT CONTENT**. It offers a quick overview of the different lengths and diameters at hand, as well as the available amount of the corresponding implants.

### Description

Allfit® Professional Kit TPG® uno 3.5 / 4.1

### Suitable for implant size

TPG® uno 3.5 / 4.1

### REF

60061-A

### Price cat.

R



Quick and easy check of implant lengths thanks to the measurement chart



# IHDE DENTAL

(The products of this catalogue are CE marked (class I) and CE 1936 marked (class IIa and IIb) according to 93/42/EC Directive).

Commercial products that are not monitored by our notified body are declared as third-party products.

We are certified DIN EN ISO 13485, and annex II of EEC Directive 93/42 EWG (2007).

The relative dimensions of parts on the pictures in this prospectus may differ from the reality (for technical reasons, or because items may have been further developed).

**TPG®** is a registered trade-mark. If implants are cleaned and re-sterilized in the dental office, the danger of creating infections is immanent, because in a dental office no processes for validated cleaning are available.

## Compilation and explanation of symbols on the packaging:



Batch No.



Sterilized by gamma radiation



Catalogue number



Nonsterile



Intended for use by dentists or surgeons only



Single use product



Instruction for use



Expiry date



Store in a dry place



Store tightly keep closed



Do not use if packing is damaged



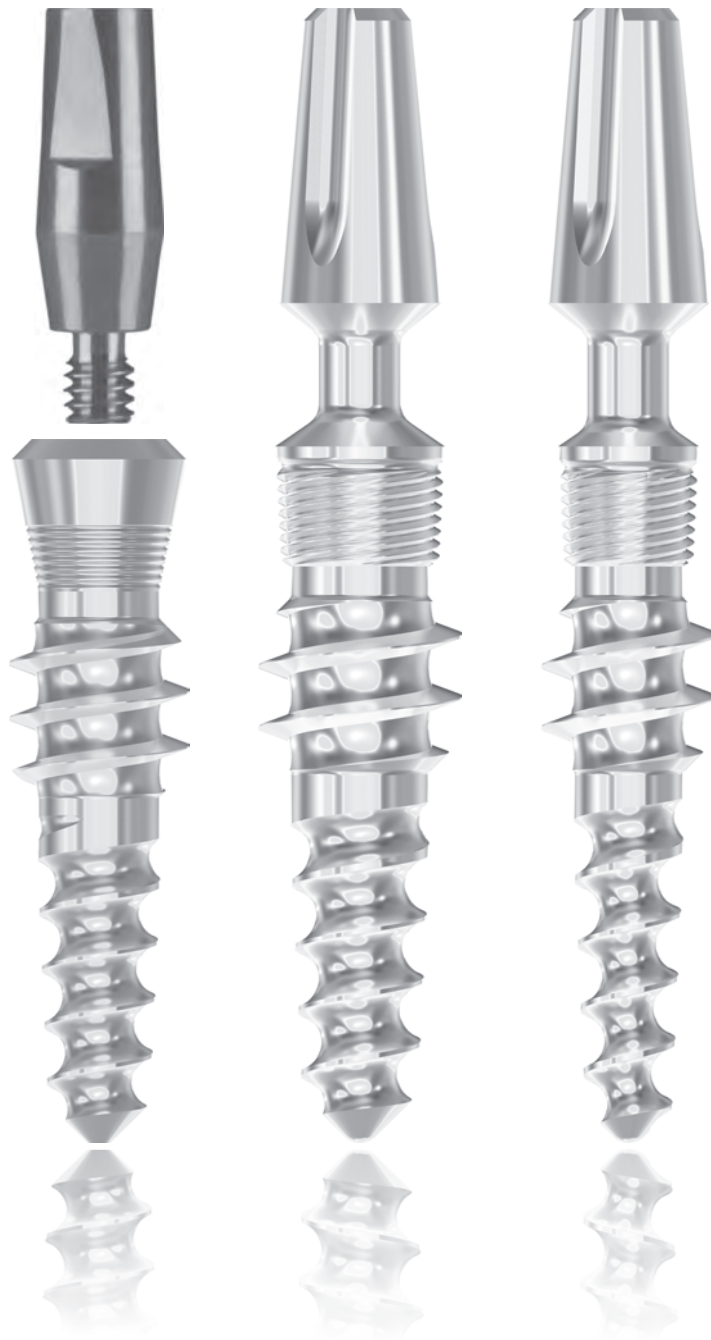
Do not re-sterilize



Manufacturer



Production date



**IHDE**DENTAL 

**Dr. Ihde Dental AG**  
Dorfplatz 11  
CH - 8737 Gommiswald / SG  
Tel +41 (0)55 293 23 23  
contact@implant.com  
www.implant.com

**Dr. Ihde Dental GmbH**  
Erfurter Str. 19  
D - 85386 Eching / Munich  
Tel +49 (0)89 319 761 0  
Fax +49 (0)89 319 761 33  
info@ihde-dental.de  
www.ihde-dental.de