

TWO PIECE IMPLANTS
DENTAL IMPLANT
SYSTEM
S-SYSTEM



"FOR ME, IMPLANTOLOGY BEGINS
WHERE OTHERS HAVE GIVEN UP."

- Dr. Stefan Ihde



Dr. Ihde Dental has been a reliable partner for over 60 years providing a wide range of implant systems and consumables. We supply dentists and dental technicians with precisely coordinated materials and systems, which are easy and reliable to use. We always ensure high quality and an excellent price-performance ratio so that you can guarantee allround treatment for your patients that is cost-effective and highly efficient. The following catalog gives you an overview and all the essential information about our implant systems. You can also contact us personally any time using the phone numbers provided. Further information can be found on our websites:

www.ihde.com || www.ihde-dental.de || www.ihde.com

The company was founded in 1954 in Berlin by the dental technician Klaus Ihde. The company relocated to Bavaria in the 1960s. At the end of the 1980s, Dr. Ihde Dental GmbH (Germany) and Dr. Ihde Dental AG (Switzerland) were formed from the Klaus Ihde retail company. Ihde Dental is now represented in four locations in Europe and over 45 countries. The company group is one of the most innovative implant companies in the world – based on new developments and patents issued or pending.

The core activities of Ihde Dental are the development, procurement and distribution of medical products. We use a large number of suppliers in consumables, but we have produced implants in our own factory for many years. All components are manufactured quickly, precisely and economically thanks to state-of-the-art production technology and well-equipped machinery.

Our partners

Users and customers provide us with many new ideas and excellent suggestions. Collaboration with our customers is extremely important to us. Contact us at any time if you have any improvements or questions. Your ideas and opinions help us all to meet the daily wishes of patients to a greater and better extent. We also put the needs of the patient first..

Our market performance and work ethic

Since it was founded, the company has focused on innovative ideas and advanced technology, premium quality, an excellent price-performance ratio, optimal patient and user friendly products and durability. Our range combines the latest findings from research and practices in many countries around the world.

Customer orientated to us means – **available for you!**

- We provide training courses, refresher courses and user advice.
- We provide customers with comprehensive and technically sound advice.
- We also visit you in your practice upon request.

**Please call us to arrange an appointment
or send us an email.**

IHDEDENTAL 

Dr. Ihde Dental AG
Dorfplatz 11
CH - 8737 Gommiswald / SG
Tel. +41 (0)55 293 23 23
contact@implant.com

Dr. Ihde Dental GmbH
Erfurter Str. 19
D - 85386 Eching / Munich
Tel. +49 (0)89 319 761-0
Fax +49 (0)89 319 761-33
info@ihde-dental.de

THE ADVANTAGES

OF THE ENDOSSEOUS DENTAL IMPLANT SYSTEM **S-SYSTEMS**

SSO[®], **STO**[®] and **STW**[®] implants consist of highly break-proof titanium alloy Ti6Al4V. **SSO**[®] is a successful implant with octagon socket and 8° inner cone for rotationally-secured suprastructures. The surface is roughened in the endosseous region. **STO**[®] is a precision conical implant with octagon socket and 8° inner cone. Compression screw thread for stable endosseous anchorage. For rotationally-secured suprastructures. **STW**[®] implants with internal octagon and 8° inner cone are for anti-rotation super-structures.

The prescribed or recommended tightening torques for implants, abutments and screws can be found on our website:

www.implant.com/en/downloads




Secure rotation protection by precision inner octagon


Tightness due to 8° inner cone

Universal application for permanent and removable prosthodontics

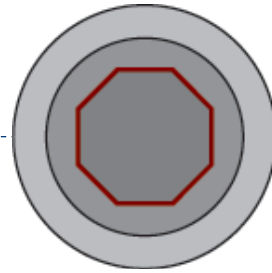
Made of highly resistant titanium alloy

Smart instrument tray





Internal octagon



Wide range
of sizes:

SSO[®]

Enossal length
Enossal Ø

7 - 17 mm
3.3 - 4.8 mm



STO[®]

Enossal length
Enossal Ø

7 - 15 mm
3.7 - 4.8 mm



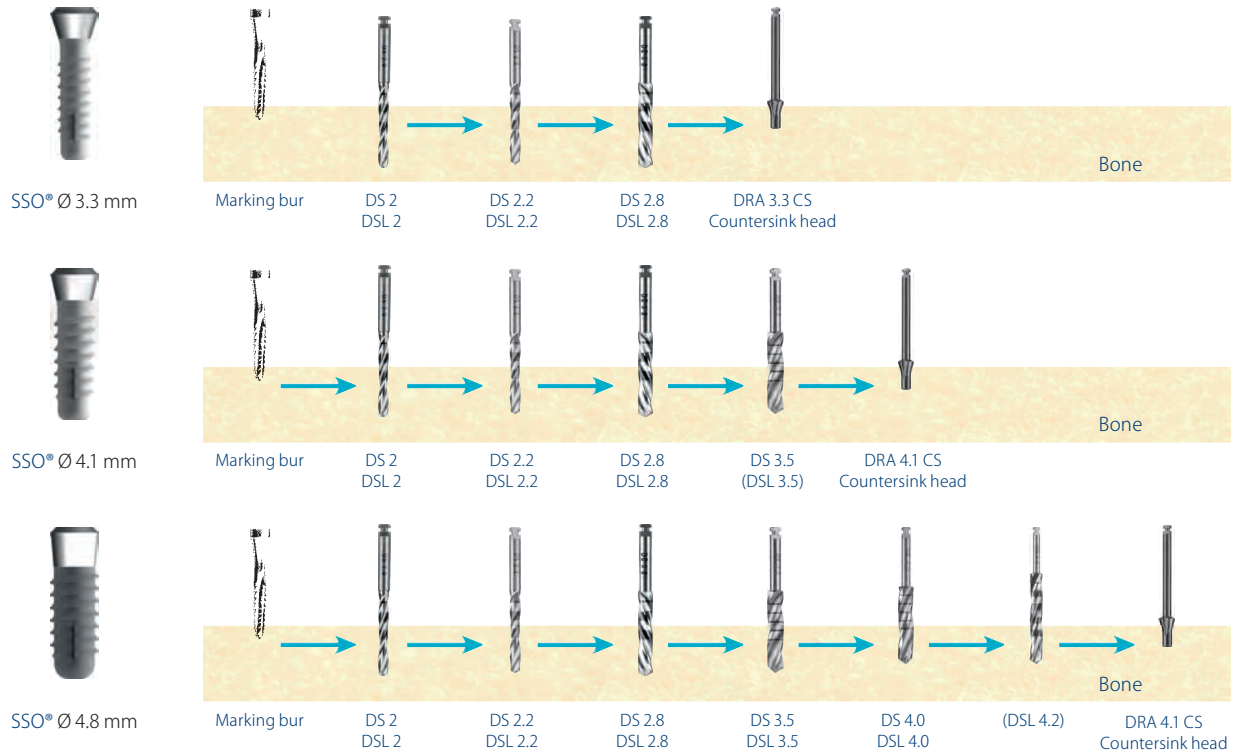
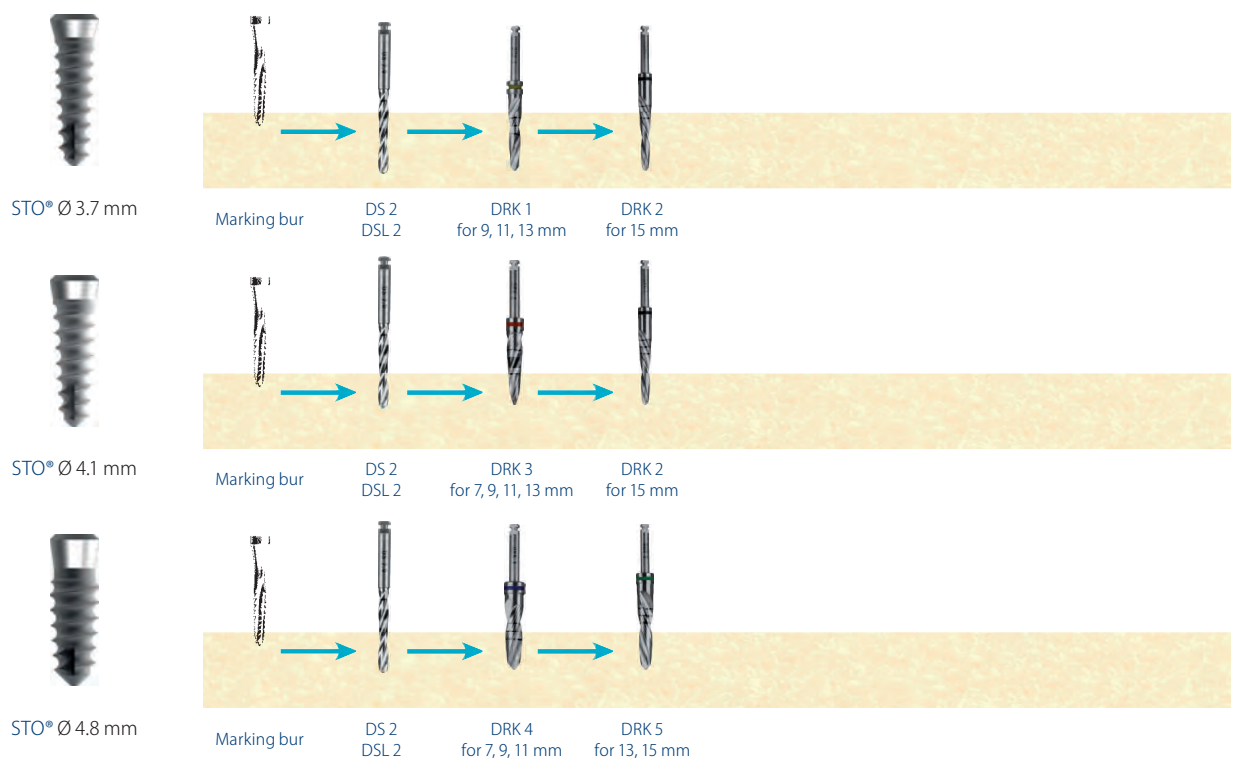
STW[®]

Enossal length
Enossal Ø

9 - 15 mm
4.8 mm

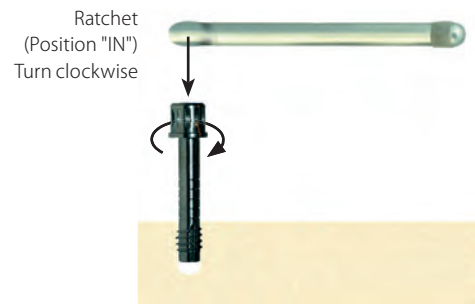


SURGERY

1.1a. Recommended drill sequences for **SSO**[®] implants1.1b. Recommended Drill Sequences for **STO**[®] implants

1.2 Tap for lower jaw (only for use with SSO®)

TAP 1	Size 3.3 (for implants Ø 3.3 mm)
	Size 4.1 (for implants Ø 4.1 mm)
	Size 4.8 (for implants Ø 4.8 mm)




2. Implant packaging SSO® / STO®



Original packaging



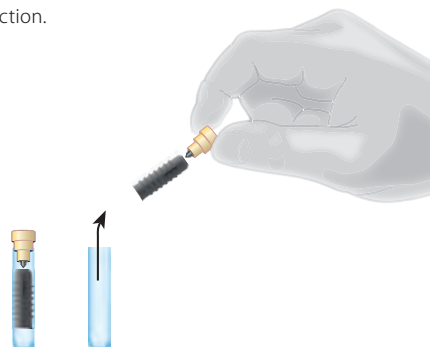
Open package using the flap.
Remove the label and stick it into
your patient's record.



The opened package contains the
implant in a sterile tube (primary
package).

3. Removing the implant from the sterile tube

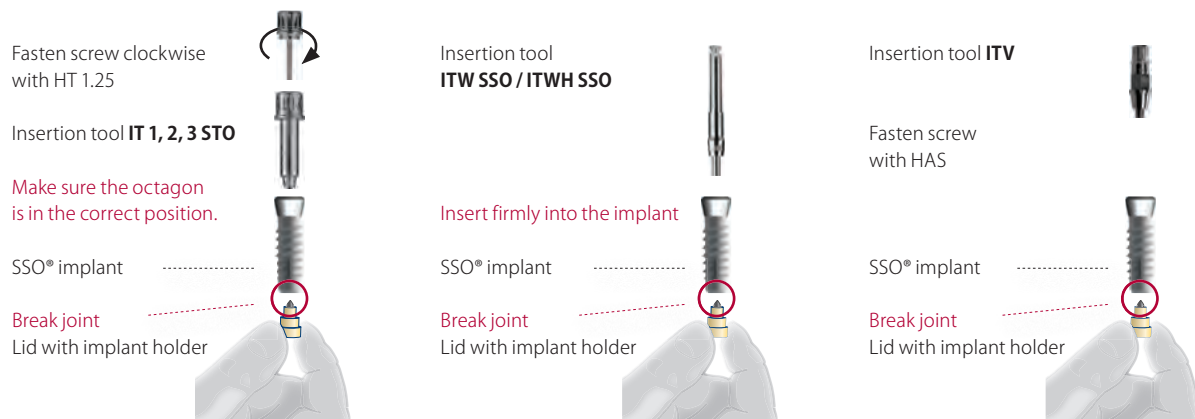
1. Open the lid. The implant is connected to the lid through a breakable section.
2. Remove the implant without touching the inner walls of the tube.



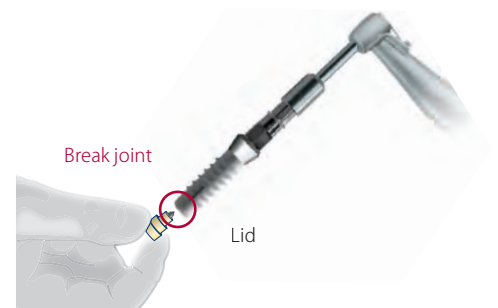
4. Handling

Assembling the placement aid

Attach the insertion tool to the implant (SSO or STO) by holding the Lid, to which the implant is secured, with your other hand.



After you have attached the insertion tool, firmly hold the lid in your hand and break the implant off the lid. Insert the implant manually until it fits tightly into the jaw.



5. Insertion

Using the ratchet or contra-angle handpiece: screw the implant clockwise into the bone cavity. The endosseous part of the implant must be **completely** covered by the bone. The polished implant neck is located partially outside of the bone or at bone level. We recommend to screw min. 1 mm of the polished implant neck inside of the bone.




6. Remove insertion tool from implant

Release of the insertion tool or the contra-angle handpiece from the implant:

Using HT 1.25 loosen the screw in the insertion tool. Pull insertion tool off the implant and separate while loading the insertion tool IT STO in insertion from the contra-angle hand piece. direction with the ratchet.

Attach IT ITV Ratchet adapter with RAT2 ratchet to the ITV insertion tool. Using the HAS flat wrench firmly hold the lower hexagon of the ITV. Remove the ITV from the implant using the ratchet ("Out" position).



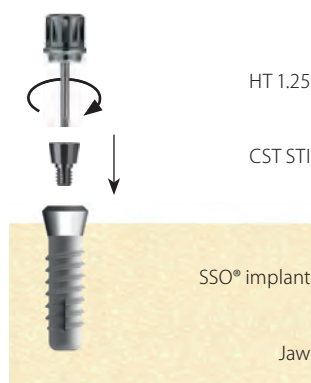
6. Result

The implant is fully inserted and ready for healing.

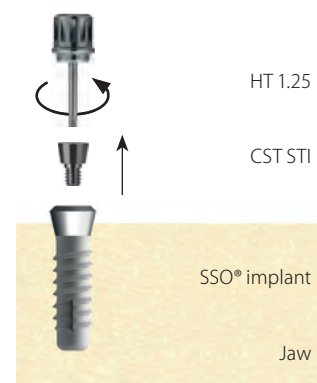


8. Post-operative treatment

Close the implant with a cover screw CST STI (tool: HT 1.25)



After the healing period: Remove cover screw



9. Impression taking

9.1 Impression taking with perforated, individual impression tray

The long pick up screw must be clearly visible, when the impression tray is inserted over the impression post.

The impression material must be removed in the area of the screw access prior to hardening.

9.2 Prior to impression taking

Impression taking with an A silicone® such as Safepriint®.

The use of open or closed impression trys is possible.

9.3 Impression taking

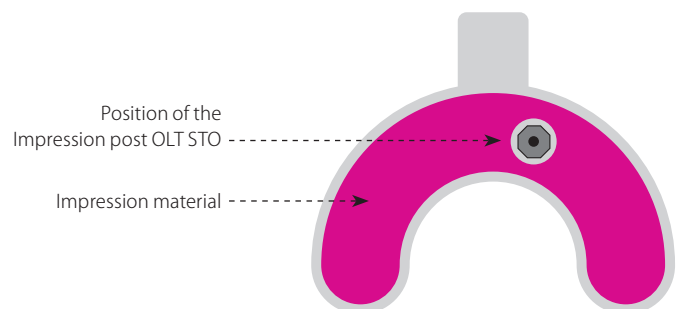
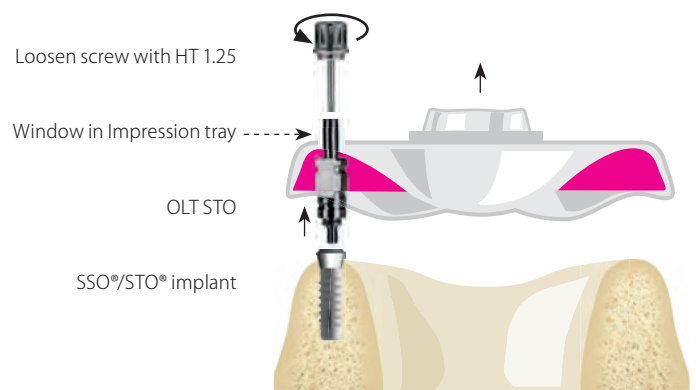
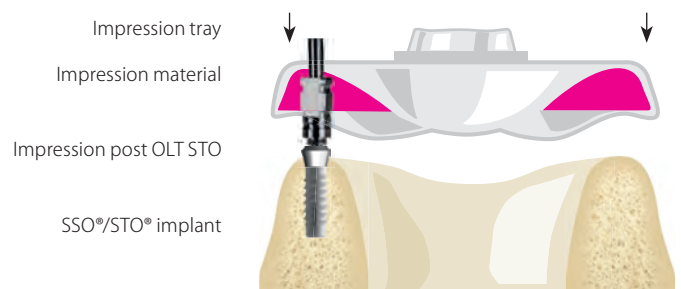

Remove OLT STO from the implant. OLT STO remains in the impression.

9.4

View of the impression post OLT STO in the impression (Pick up method)

9.5

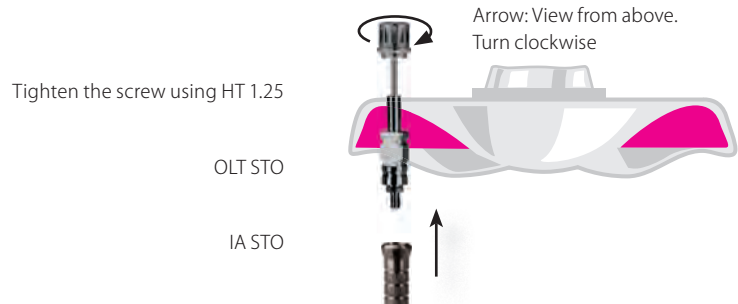
After the impression is taken, the implant is closed with a healing screw (HS) and the impression is sent to the laboratory.



10. Further processing in the laboratory

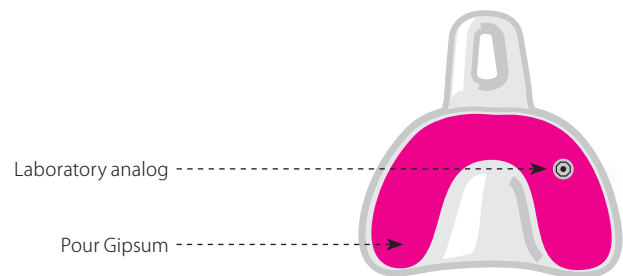
10.1

Screw IA STO against the impression post.



10.2

The impression is casted. Then the transfer OLT STO is unscrewed from the laboratory analogue IA STO.



10.3

The laboratory analogue is now in the proper position and orientation in the putty.



10.4

Positioning the solid secondary part TLA STO (straight) or angulated TLA15 STO, TLA20 STO or TLA25 STO, at which the optimal position and adequate angulation must be determined.

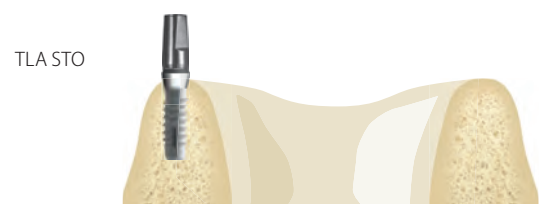
Note

The octagon must be completely entered into the analogue. Ensure correct position of the octagon.



10.5

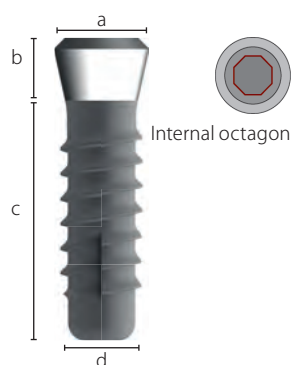
Ensure proper position of the abutment when transferring into the mouth. Tightening torque of the screw during fastening on the implant with: 25 Ncm.



SSO® IMPLANTS



Successful implant with octagon socket and 8° inner cone. Connection type: Inner cone + internal octagon / head-Ø: 4.8 mm. Made from titanium alloy ASTM F 136-13/ISO 5832- 3. For rotationally-secured supra-structures. Surface is roughened in endosseous region.



		Description	Enossal Ø	Enossal length	REF	Price cat.
		SSO 3.3 9	3.3 mm	9 mm	420000	F
		SSO 3.3 11	3.3 mm	11 mm	420001	F
		SSO 3.3 13	3.3 mm	13 mm	420002	F
		SSO 3.3 15	3.3 mm	15 mm	420003	F
		SSO 4.1 7	4.1 mm	7 mm	420004	F
		SSO 4.1 9	4.1 mm	9 mm	420005	F
		SSO 4.1 11	4.1 mm	11 mm	420006	F
		SSO 4.1 13	4.1 mm	13 mm	420007	F
		SSO 4.1 15	4.1 mm	15 mm	420008	F
		SSO 4.1 17	4.1 mm	17 mm	420009	F
a) Head Ø	4.8 mm	SSO 4.8 7	4.8 mm	7 mm	420010	F
b) Aesthetic head	1.8 mm	SSO 4.8 9	4.8 mm	9 mm	420011	F
c) Enossal length	7 - 17 mm	SSO 4.8 11	4.8 mm	11 mm	420012	F
d) Enossal Ø	3.3 / 4.1 / 4.8 mm	SSO 4.8 13	4.8 mm	13 mm	420013	F



Delivery incl. surgical screw CST STI

NOTE IN CONTRAINDICATIONS implants made from c.p. titanium are in general less force resistant compared to those made from titanium alloy. implants having a nominal diameter of less than 3.8 mm are not indicated for single tooth replacement, independently if they are made from c.p. titanium or from titanium alloy. implants Typ STO 3.7 and SSO 3.3 should be used as supporting implants.

STO 3.7 mm and SSO 3.3 mm implants may not be used in the molar region and not as single tooth implants with off axis load. STO 3.7 mm and SSO 3.3 mm implants are used as supporting implants, for example to increase the number of abutments in immediate load situation. Never use STO 3.7 mm and SSO 3.3 mm implants when cantilevers are involved. STO 3.7 and SSO 3.3 are not for single tooth replacement.

Note the following contra-indications:

STO 3.7, SSO 3.3: Do not use in areas where off-axis load is present. Do not use in areas with strong chewing forces. Do not use in flexion areas of the jaws.

STO® IMPLANTS



Precision conical implant with octagon socket and 8° inner cone. Octagonal system. Connection type: Inner cone + internal octagon / head-Ø: 4.8 mm. Strengthened titanium alloy (Ti6Al4V) according to ASTM F 136/ISO 5832-3 or Ti6 Al7 Nb. Compression screw thread and internal cone 8° for stable endosseous anchorage

		Description	Enossal Ø	Enossal length	REF	Price cat.	
		STO 3.7 9	3.7 mm	9 mm	420020	F	
		STO 3.7 11	3.7 mm	11 mm	420021	F	
		STO 3.7 13	3.7 mm	13 mm	420022	F	
		STO 3.7 15	3.7 mm	15 mm	420023	F	
		STO 4.1 7	4.1 mm	7 mm	420024	F	
		STO 4.1 9	4.1 mm	9 mm	420025	F	
		STO 4.1 11	4.1 mm	11 mm	420026	F	
		STO 4.1 13	4.1 mm	13 mm	420027	F	
		STO 4.1 15	4.1 mm	15 mm	420028	F	
		STO 4.8 9	4.8 mm	9 mm	420030	F	
		STO 4.8 11	4.8 mm	11 mm	420031	F	
		STO 4.8 13	4.8 mm	13 mm	420032	F	
		STO 4.8 15	4.8 mm	15 mm	420033	F	
	a) Head Ø	4.8 mm					
	b) Aesthetic head	1.8 mm					
c) Enossal length	7 - 15 mm						
d) Enossal Ø	3.7 / 4.1 / 4.8 mm						



Delivery incl. surgical screw CST STI

SURGICAL ACCESSORIES FOR SSO®, STO®

	Description	Code	REF	Price cat.
	Cover screw. Tighten with HT 1.25	CST STI	420300	A
	For 2 mm gingival height, cylindrical	HS2 STI	420301	B
	Gingivaformer Tighten with HT 1.25	HS4 STI	420302	B
	For 5 mm gingival height, anatomical	HS5 STI	420303	B

TEMPBASE® ABUTMENTS FOR PROVISIONAL RESTORATIONS

Temporary basis for SSO® and STO®. With anti-rotation, PEEK, individually grindable. For cemented crowns and bridges. Tighten with **HT 1.25**.

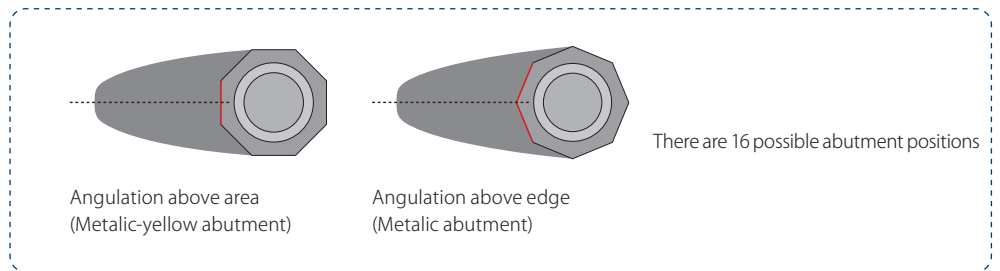
	TempBase® for SSO®, STO®, 2 mm gingival height, incl. screw	TPB 2 SSO	420304	D
	TempBase® for SSO®, STO®, 4 mm gingival height, incl. screw	TPB 4 SSO	420305	D

ABUTMENTS FOR CEMENTED PROSTHETICS FOR SSO®, STO®

With octagon. Anti-rotation, screw-in abutment with pre-assembled screw for cemented crowns or bridges.. Tighten with **TT 1.25**.



Description	Code	REF	Price cat.
Straight abutment, 6 mm height above implant	TLA STO	420306	D
15° angled. The angulation runs axial above the edge of the octagon	TLA15 STO	420307	E
15° angled. The angulation runs axial above the area of the octagon Metalic-yellow	TLA15F STO	420308	E
20° angled. The angulation runs axial above the edge of the octagon	TLA20 STO	420309	E
25° angled. The angulation runs axial above the edge of the octagon	TLA25 STO	420311	E
25° angled. Die angulation runs axial above the area of the octagon Metalic-yellow	TLA25F STO	420312	E



Description	OLT STO	IA STO	PS	PS 15	PS 20	PS 25
Impression post With Pick-Up screw		Lab analogue Inner octagon	Synthetic base Castable 7.4 mm high For TLA STO	Synthetic base Castable 4 mm high For TLA15 STO	Synthetic base Castable 4 mm high For TLA20 STO	Synthetic base Castable 4 mm high For TLA25 STO
Code	OLT STO	IA STO	PS	PS 15	PS 20	PS 25
REF	420350	420348	420354	420355	420356	420357
Price cat.	B	B	A	A	A	A

Description	Unit	Code	REF	Price cat.
Replacement screw for OLT STO, long	1 piece	SF 767	SF 767	B

ALTERNATIVE	Description	Unit	Code	REF	Price cat.
	Screw SF OLT, short, 14.5 mm for OLT STO	1 piece	SF OLT	420909	B

With cone (without anti-rotation). One piece abutment with solid thread.



Description

One-piece abutment with solid thread, for cemented crowns or bridges, height above implant 6.0 mm, 8° incline. Can be shortened or trimmed. Flat on one side. Direct impression or transfer to lab analogue IA STI. Tighten with **HT 1.25**.

Code

TCA STI

REF

420313

Price cat.

D



Description

Impression post
9 mm high

Impression post
13 mm high

Lab analogue
With conus

Plastic base,
Castable, 7.4 mm

Code

TS STI

TSX STI

IA STI

PS

REF

420345

420411

420347

420354

Price cat.

B

B

B

A

SOLID ABUTMENTS



Description

Flat on one side for increased rotation stability, 6° Incline
Tighten with **IT TCA**

Height above implant

4 mm

5.5 mm

7 mm

Colour

yellow

grey

blue

Code

SA4 STI

SA5 STI

SA7 STI

REF

420318

420319

420320

Price cat.

C

C

C

Tightening torque 30 Ncm. For the impression taking on the abutment use:



Description

Colour coded transfer post
for SA-abutments

Use with **REF 460230**

Abutment analogue

Use with TZ SA4, 5, 7

Castable abutment
10 mm high, reducible

Anti-rotation (PA SA)
Internally round (PA SR)

Gingiva retractor,
Pack of 4

Use instead of retraction cord

Code

TZ SA4, 5, 7

AA SA4, 5, 7

PA SA/ PA SR

REF

420404, 420405,
420406

420324, 420325, 420326

420327, 420328

460230

Price cat.

A

B

A

B

With cone (without anti-rotation). Single-piece abutments with fixed thread and vertical cement escape grooves.


	Description	Height above implant	Colour	Code	REF	Price cat.
	6° incline Tighten with IT TCA	4 mm	yellow	TCA4 STI	420415	C
		5.5 mm	grey	TCA5 STI	420416	C
		7 mm	blue	TCA7 STI	420417	C

Tightening torque 30 Ncm. The impression taking is carried out on the abutment directly.



Description	Abutment analogue Use with TCA 4	Abutment analogue Use with TCA 5	Abutment analogue Use with TCA 7	Castable abutment 10 mm high Reducible, white
Code	AA TCA 4	AA TCA 5	AA TCA 7	PA TCA
REF	420407	420408	420409	420332
Price cat.	B	B	B	A

ABUTMENTS FOR SCREW-IN PROSTHETICS

	Description	Code	REF	Price cat.
	With outer octagon and octagon Abutment with double threaded screw and octagon for crowns, bridges and bases. Anti-rotation anchorage of the prosthetics and to the implant. Height above implant 1.5 mm. Tighten with HT 1.25	OSA STO	420337	E
	With outer octagon and conus Singel piece , octagonal screw-in abutment for anti-rotational anchorage of the prosthetics. For crowns, bridges and bar connectors. Impression taking must be taken on the abutment. Height above implant 1.5 mm. Tighten with HT 1.77 / HTX 1.77 . Tightening torque 30-35 Ncm	OSA STI	420338	D



Description	Transfer post For OSA STO/STI	Screw For anchorage of TST STI	Lab analogue For OSA STO/STI	Castable abutment 10 mm high, pack of 5	Screw for fixation
Code	TST STI	SF 365	OA STI	Internally edged PAOA	Internally round PAOR
REF	420339	420938	420340	420342	420343
Price cat.	B	B	B	B	B
					SF 350 or SF 365 420930 or 420938

PROTECTION CAP FOR OSA STO AND OSA STI



Description

Protection cap made of plastic, white
Screwable and reducible
For OSA STO or OSA STI, 3 mm high

Unit

Pack of 5

Code

CSTO

REF

420344

Price cat.

B

BAR COMPONENTS



Description

Bar coping made of CoCrMo for all S-implants
Height above implant 5,5 mm
Screw directly onto implant with SF 350 or SF 365

REF

SK CSTI

Price cat.

C



Bar sleeve made of POM, castable, large
3.0 mm high, 2.2 mm wide, 55 mm long

REF

PA SP1

Price cat.

C



Titanium bar matrix for PA SP1, 55 mm long

REF

SP6

Price cat.

C

CONICAL CROWNS AND BRIDGES



Description

Bur cylinder for bridges (internally round), height above implant 8 mm, 6 mm Ø
Screw onto OSA STI or OSA STO with screw SF 350

REF

KKR

Price cat.

B



Bur cylinder for crowns (internal octagon), height above implant 5 mm, 7 mm Ø
Screw onto OSA STI or OSA STO with screw SF 350

REF

FZ 5

Price cat.

B



Bur cylinder for crowns (internal octagon), height above implant 7 mm, 7 mm Ø
Screw onto OSA STI or OSA STO with screw SF 350

REF

FZ 7

Price cat.

B

TITANIUM BASE FOR CAD CAM

Titanium base for SSO and STO. Material Ti6Al4V, anti-rotation. Tighten with **TT 1.25**.



Description

Height 3.9 mm above implant shoulder
Incl. screw SF N62

Code

MB4 SSO

REF

463120

Price cat.

D

RETENTIVE BALL ABUTMENTS

**Description**

Ball abutment fits all nylon caps
Head Ø 2.5 mm, height above implant 3 mm
Tighten with **HT 1.25**

Code

TB STI

REF

420361

Price cat.

D



Ball abutment fits zu nylon caps

Head Ø 2.5 mm, height above implant 3.6 mm
Tighten with **Tool E** (alternatively with **HAS 2**)

TB3 STI

420363

D

Impression taking with transfer post

Direct impression taking

**Description**

Lab analogue

Transfer post

Tighten with **HT 1.25**

Ball analog

Code

IA STI

TS STI

IAB

REF

420347

420345

420566

Price cat.

B

B

C

ACCESSORIES FOR BALLHEAD ABUTMENTS

**Description**

Nylon cap transparent, Pull-off force ca. 1200g
(EXTERNAL PRODUCT)

Unit

Pack of 2

Code

NC

REF

465028

Price cat.

A1



Nylon cap pink, Pull-off force ca. 800g
(EXTERNAL PRODUCT)

Pack of 2

NC 1

465029

A1



Nylon cap yellow, Pull-off force ca. 500g
(EXTERNAL PRODUCT)

Pack of 2

NC 2

465030

A1



Green, strong Nylon caps R-NC
With increased friction strength
Only with reduced diameter ball
≤ 2.3 mm

Pack of 2

R-NC

465034

A1



Pink, medium
(EXTERNAL PRODUCT)

Pack of 2

R-NC 1

465033

A1



Orange, soft

Pack of 2

R-NC 2

465032

A1



Metal sleeve for all nylon caps
(EXTERNAL PRODUCT)

H

465031

B

RETENTIVE BALL ABUTMENTS

**Description**

Ball abutment fits gold cap GC
Head Ø 2.3 mm, height above implant 3.4 mm
Tighten with **Tool E** (alternatively with **HAS 2**)

Code

TB2 STI

REF

420362

Price cat.

D

Impression taking with transfer post**Direct impression taking****Description**

Lab analogue with conus

Transfer post
Tighten with **HT 1.25**

Ball analog

Gold cap

Code

IA STI

TS STI

IAB 2

GC

REF

420347

420345

420367

420366

Price cat.

B

B

C

upon request

LOCALICER®

Abutment for removable prosthetics. We recommend a minimum of six implants per jaw and the use of a single denture as splint when using LOC abutments. Tighten with **HT 1.77**.

**Description**

LOC S 2.5

LOC S 4

Height

2.5 mm

4.0 mm

REF

420386

420385

Price cat.

D

D

ACCESSORIES FOR LOCALICER®

**Description**

Analogue + impression set

Set with 5 caps + 1 housing (EXTERNAL PRODUCT)

Pull-off force

Yellow 600 g, Pink 1.200 g, Transparent 1.800 g, Violet 2.700 g
Black has no retention and is designed for temporary solutions for up to one month

Code

AA LOC

NCS

REF

462337

462338

Price cat.

C

D

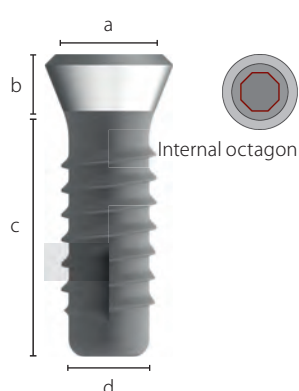
STW® IMPLANTS



OCTAGONAL SYSTEM

Implant with internal octagon and 8° Internal cone. For anti-rotation superstructures. Highly fracture resistant titanium alloy (Ti6Al4V) according to ASTM F 136 / ISO 5832-3.

These implants with a head diameter of 6.5 mm can be used, if adequate bone is available, for posterior single crowns with the width of one premolar in dentate and partially/fully edentulous ridges as for superstructures retained by bars and ball attachments.



Description	Enossal Ø	Enossal length	REF	Price cat.
STW 4.8 9	4.8 mm	9 mm	420016	F
STW 4.8 11	4.8 mm	11 mm	420017	F
STW 4.8 13	4.8 mm	13 mm	420018	F

a) Head Ø	6.5 mm
b) Aesthetic head	1.8 mm
c) Enossal length	9 - 13 mm
d) Enossal Ø	4.8 mm


Delivery incl. surgical screw CST STW



SURGICAL ACCESSORIES FOR STW®

Description	Code	REF	Price cat.
 Cover screw. Tighten with HT 1.25	CST STW	420370	B
 Gingivaformer Tighten with HT 1.25	HS2 STW	420371	B
 For 4 mm gingival height Cylindrical	HS4 STW	420372	B

TITANIUM BASE FOR CAD CAM

Description	Code	REF	Price cat.
 Titanium base for STW, Material Ti6Al4V, anti-rotation. Height 3.9 mm above implant shoulder. Incl. screw SF N62 Tighten with TT 1.25	MB4 STW	463121	D

ABUTMENTS FOR CEMENTED PROSTHETICS FOR STW®

Anti-rotation screw- in abutment incl. screw, for cemented crowns and bridges. Tighten with **TT 1.25**



Description

Straight abutment

Code

TLA STW

REF

420373

Price cat.

D

15° angled abutment

The 15° line angle runs axially across the edge of the octagon

TLA15 STW

420374

E



Description

Impression post with
Pick-Up screw
Tighten with **HT 1.25**

Lab analogue

Plastic base
Castable
For **TLA STW**

Plastic base
Castable
For **TLA15 STW**

Code

OLT STW

IA STW

PA STW

PA15 STW

REF

420351

420349

420359

420360

Price cat.

B

B

A

A

Description

Replacement screw for TLAs of all S-implants

Code

SF TLA

REF

420910

Price cat.

B

Replacement screw for impression post OLT STW

SF 767

SF 767

B

ALTERNATIVE

Screw SF OLT, short, 14.5 mm for OLT STW

SF OLT

420909

B

SOLID ABUTMENTS



Description

Flattened on one side for increased
rotational stability
6° angled
Tighten with **HT 1.77**

Height above implant

4 mm

Code

SA4 STW

REF

420375

Price cat.

C

6 mm

SA6 STW

420376

C



Description

Transfer post for
SA6 abutment

Abutment analogue
Brown anodized
For **TZ SA6 STW**

Plastic base
Castable

Code

TZ SA6 STW

AA SA6 STW

PA STW

REF

420377

420378

420359

Price cat.

A

B

A

RETENTIVE BALL ATTACHMENTS

**Description**

Ball abutment, fits all nylon caps
Head Ø 2.5 mm
Height above implantat 3 mm
Tighten with **HT 1.25**

Code

TB STW

REF

420365

Price cat.

D



Ball abutment, fits all nylon caps
Head Ø 2.5 mm
Height above implantat 3.45 mm
Tighten with **Tool E** (alternatively with **HAS 2**)

Code

TB3 STW

REF

420364

Price cat.

D

Impression taking with transfer post

Direct impression taking

**Description**

Lab analogue with conus

Transfer post

Tighten with **HT 1.25**

Ball analog

Code

IA STW

TS STW

IAB

REF

420349

420346

420566

Price cat.

B

B

C

ACCESSORIES FOR BALLHEAD ABUTMENTS

**Description**

Nylon cap transparent, Pull-off force ca. 1200g
(EXTERNAL PRODUCT)

Unit

Pack of 2

Code

NC

REF

465028

Price cat.

A1



Nylon cap pink, Pull-off force ca. 800g
(EXTERNAL PRODUCT)

Pack of 2

NC 1

465029

A1



Nylon cap yellow, Pull-off force ca. 500g
(EXTERNAL PRODUCT)

Pack of 2

NC 2

465030

A1



Green, strong Nylon caps R-NC
With increased friction strength
Only with reduced diameter ball
≤ 2.3 mm

Pack of 2

R-NC

465034

A1



Pink, medium
(EXTERNAL PRODUCT)

Pack of 2

R-NC 1

465033

A1



Orange, soft

Pack of 2

R-NC 2

465032

A1







Metal sleeve for all nylon caps
(EXTERNAL PRODUCT)

H

465031

B

DRILL SEQUENCES CYLINDRICAL IMPLANTS

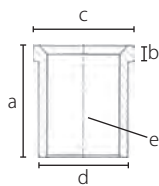
Implants	Enossal Ø	recommended drill sequences
 SSO°	3.3 mm	DS 2 425001 → DS 2.2 425003 → DS 2.8 425005 → DRA 3.3 CS 425046
		DSL 2 425002 → DSL 2.2 425004 → DSL 2.8 425006 → DRA 3.3 CS 425046
 SSO°	4.1 mm	DS 2 425001 → DS 2.2 425003 → DS 2.8 425005 → DS 3.5 425009 → DRA 4.1 CS 425047
		DSL 2 425002 → DSL 2.2 425004 → DSL 2.8 425006 → (DLS 3.5) 425010 → DRA 4.1 CS 425047
 SSO°	4.8 mm	DS 2 425001 → DS 2.2 425003 → DS 2.8 425005 → DS 3.5 425009 → DS 4.0 425011 → (DS 4.2) 425013 → DRA 4.1 CS 425047
		DSL 2 425002 → DSL 2.2 425004 → DSL 2.8 425006 → DLS 3.5 425010 → DSL 4.0 425012 → (DSL 4.2) 425014 → DRA 4.1 CS 425047
 STW°	4.8 mm	DS 2 425001 → DS 2.2 425003 → DS 2.8 425005 → DS 3.5 425009 → DS 4.0 425011 → (DSL 4.2) 425014 → DRA 4.8 CSW 425048
		DSL 2 425002 → DSL 2.2 425004 → DSL 2.8 425006 → DSL 3.5 425010 → DSL 4.0 425012 → (DSL 4.2) 425014 → DRA 4.8 CSW 425048

DRILL SEQUENCES CONICAL IMPLANTS

Implants	Enossal Ø	Length in mm	recommended drill sequences
 STO°	3.7 mm	9 / 11 / 13	DS 2 425001 → DS 2.2 425003 → DRK 1 425020 → DRA 3.3 CS 425046
			DSL 2 425002 → DSL 2.2 425004 → DRK 1 425020 → DRA 3.3 CS 425046
 STO°	4.1 mm	15	DS 2 425001 → DS 2.2 425003 → DRK 2 425021 → DRA 3.3 CS 425046
			DSL 2 425002 → DSL 2.2 425004 → DRK 2 425021 → DRA 3.3 CS 425046
 STO°	4.8 mm	7 / 9 / 11 / 13	DS 2 425001 → DS 2.2 425003 → DRK 3 425022 → DRA 4.1 CS 425047
			DSL 2 425002 → DSL 2.2 425004 → DRK 3 425022 → DRA 4.1 CS 425047
 STO°	4.8 mm	15	DS 2 425001 → DS 2.2 425003 → DRK 2 425021 → DRA 4.1 CS 425047
			DSL 2 425002 → DSL 2.2 425004 → DRK 2 425021 → DRA 4.1 CS 425047
 STO°	4.8 mm	7 / 9 / 11	DS 2 425001 → DS 2.2 425003 → DRK 4 425023 → DRA 4.1 CS 425047
			DSL 2 425002 → DSL 2.2 425004 → DRK 4 425023 → DRA 4.1 CS 425047
 STO°	4.8 mm	13 / 15	DS 2 425001 → DS 2.2 425003 → DRK 5 425024 → DRA 4.1 CS 425047
			DSL 2 425002 → DSL 2.2 425004 → DRK 5 425024 → DRA 4.1 CS 425047

PLEASE NOTE that STO is by design a compression screw and a drill sequence can not be recommended for all bone qualities. In low density bone a smaller drill is recommended.

GUIDE JACKET



Description	Unit	Material	REF	Price cat.
BFH 2.0 guide jacket 2.0 mmd	Pack of 5	Ti6Al4V	425410	B
BFH 2.5 guide jacket 2.5 mmd	Pack of 5	Ti6Al4V	425411	B
BFH 3.0 guide jacket 3.0 mmd	Pack of 5	Ti6Al4V	425412	B
BFH 3.2 guide jacket 3.2 mmd	Pack of 5	Ti6Al4V	425413	B
BFH 3.5 guide jacket 3.5 mmd	Pack of 5	Ti6Al4V	425414	B

a) Length	5 mm
b) Height of step	0.7 mm
c) Max. Ø top	3.7 - 5 mm
d) Nominal Ø	3 - 4.4 mm
e) Ø of drilling in the drill template	2.05 - 3.55 mm

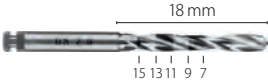






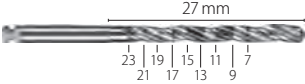






PATHFINDER DRILLS

	Description	Type	Working length	REF	Price cat.
	BCD 1	non sterile	15 mm	900240	C
	BCDX 1	non sterile	15 mm	900243	C

TWIST DRILL (EXTERNALLY IRRIGATED) FOR SSO®, STW®




Surgical steel, laser marked. Non sterile. For lifetime extension and consistent cutting performance and easy removal of contaminated areas. Maximum speed with external cooling 700 rpm. Drills can be used without cooling at 50 rpm on green contra-angle handgrip.

These drills are made of premium material using state-of-the-art precision milling machines. The benefit for you and your patients: Extremely good and durable cutting performance due to sophisticated geometry of the blades.

	Description	Length	Working length	Drill Ø	REF	Price cat.
	DS 2	32.5 mm	17 mm	2 mm	425001	D
	DS 2.2	36.5 mm	18 mm	2.2 mm	425003	D
	DS 2.8	36.5 mm	18 mm	2.8 mm	425005	D
	DS 3.2	36.5 mm	18 mm	3.2 mm	425007	D
	DS 3.5	36.5 mm	18 mm	3.5 mm	425009	D
	DS 4.0	36.5 mm	18 mm	4.0 mm	425011	D
	DS 4.2	36.5 mm	18 mm	4.2 mm	425013	D
	DSL 2	45.5 mm	27 mm	2 mm	425002	D
	DSL 2.2	45.5 mm	27 mm	2.2 mm	425004	D
	DSL 2.8	45.5 mm	27 mm	2.8 mm	425006	D
	DSL 3.2	45.5 mm	27 mm	3.2 mm	425008	D
	DSL 3.5	45.5 mm	27 mm	3.5 mm	425010	D
	DSL 4.0	45.5 mm	27 mm	4.0 mm	425012	D
	DSL 4.2	45.5 mm	27 mm	4.2 mm	425014	D

HEATLESS® DRILLS DRK FOR STO® IMPLANTS




Form drills made from surgical steel (SS), length and color coded, resterilizable. Note the information in the **Instructions for Use** for hygiene and preparation requirements with medical products intended for multiple use in implantology. Pilot drilling using DS 2, DSL2 or Pathfinder (see previous page).

	Description	System	Colour	Length	Implantat Ø	REF	Price cat.
	DRK 1	STO®	yellow	9, 11, 13 mm	3.7 mm	425020	D
	DRK 2	STO®	black	15, 17, 19 mm	3.7 / 4.1 mm	425021	D
	DRK 3	STO®	red	7, 9, 11, 13 mm	4.1 mm	425022	D
	DRK 4	STO®	blue	7, 9, 11 mm	4.8 mm	425023	D
	DRK 5	STO®	green	13, 15 mm	4.8 mm	425024	D
	DRK 6	STO®	metallic	21, 23, 25 mm	3.7 / 4.1 mm	425025	D

IT HAS BEEN SCIENTIFICALLY PROVEN

Heatless® drills by Dr. Ihde Dental generate **55% less heat** than traditional bone drills from other manufacturers. This makes it possible to use higher rotational speeds: between 3,000 and 5,000 rpm are recommended with good external cooling and intermittent drill technique.

COUNTERSINK HEADS

	Description	System	Type	Implantat Ø	REF	Price cat.
	DRA 3.3 CS	SSO®	non sterile	3.3 mm	425046	D
	DRA 4.1 CS	SSO®, STO®	non sterile	4.1 mm	425047	D
	DRA 4.8 CSW	STW®	non sterile	4.8 mm	425048	D

TAP (MADE OF CRONIDUR) FOR SSO®, STW®

	Description	Finish	Length	Implantat Ø	REF	Price cat.
	TAP1 3.3	9-17 mm	34 mm	3.3 mm	425055	D
	TAP1 4.1	9-17 mm	34 mm	4.1 mm	425056	D
	TAP1 4.8	9-17 mm	30 mm	4.8 mm	425057	D
	TAP2 3.3	9-17 mm	23 mm	3.3 mm	425058	D
	TAP2 4.1	9-17 mm	23 mm	4.1 mm	425059	D














DRILLSTOP TRAY

Autoclaveable up to 134° C, not suitable for dry heat sterilizers.



Description	REF	Price €
Drillstop A	500881	
Drillstop C	500883	
Drillstop F	500886	
Drillstop H	500888	
Drillstop K	500891	
Drillstop L	500892	
Drillstop M	500893	
Drillstop N	500894	
Drillstop O	500895	
Drill DS 2.8	425005	
Drill DS 3.2	425007	
Drill DS 3.5	425009	
Drill DS 4.0	425011	
Drill DS 4.2	425013	
Drill DSL 2.8	425006	
Drill DSL 3.2	425008	
Drill DSL 3.5	425010	
Drill DSL 4.0	425012	
Drill DSL 4.2	425014	
Tray with content	60034-K	779.00

INSERTION TOOLS FOR SSO®, STO®, STW®

	Description	Type	Length	Index	For	REF	Price cat.
	IT1 STO	long	20 mm	HT 1.25		425060	K
	IT2 STO	short	12 mm	HT 1.25		425061	K
	IT3 STO	medium	16 mm	HT 1.25		425063	K
	ITW SSO	contra-angle	23 mm			463110	F
	ITWH SSO	contra-angle / hex	23 mm			463111	F
	This instrument is with an additional hex for force transmission to the contra-angle handpiece equipped. Fits to W&H contra-angle handpiece only.						
	ITV	short	11 mm		SSO, STO	500850	C
	IT ITV	Ratchet adapter			Adapter for ITV	500854	D
	Adapter	short / contra-angle	22 mm		ITV 500850	500851	D
	Adapter	long / contra-angle	32 mm		ITV 500850	500852	D
	Adapter	medium / contra-angle	27 mm		ITV 500850	500853	D
	HAS	square	85 mm		ITV	463108	H
	IT TCA	long	20 mm	direct	SA STI, TCA STI	425065	D
	Tool E	long	20 mm	direct	TB2 STI, TB3 STI, TB3 STW	462377	D

INSTRUMENTS FOR SCREWS

	Description	Type	Length	Ø	Code	REF	Price cat.
	Hex instrument	long	21 mm	1.25 mm	HT 1.25	425100	C
	Hex instrument	long, for contra-angle	26 mm	1.25 mm	HT 1.25 M	425112	C
	Hex instrument	short	14 mm	1.25 mm	HTS 1.25	425101	C
	Hex instrument	extralong	45 mm	1.25 mm	HTX 1.25	425102	C
	Hex instrument	long	19 mm	1.77 mm	HT 1.77	425103	C
	Hex instrument	extralong	45 mm	1.77 mm	HTX 1.77	425104	C
	Hex instrument	long, for contra-angle	28 mm	1.77 mm	HT 1.77 M	425113	C
	Torx-Instrument	for SSO, STO and STW abutments	21 mm	1.25 mm	TT 1.25	425105	C

TOOLS

	Description	Type	Code	REF	Price cat.
	Guide jacket	For pilot drill, Titanium 10 mm, 2.2 mm Ø. Pack of 5	BFH	425401	B
	X-ray measuring sphere	Surgical steel, Ø 5 mm Pack of 5	RM	425403	A
	Drill extension contra-angle	Extends by 19 mm	DX2	500704	D
	Punch	For contra-angle, 4.9 mm Ø	PUW1	425404	C
	Standardized probe	Scale 1 mm for radiographical measuring for cylindrical implant types, 22 mm	PDG	425400	A
	HAS	Flat spanner for ITV insertion tool, square-end, 85 mm	HAS	463108	H
	HAS 2	Flat spanner for ball attachments TB2 STI, TB3 STI and TB3 STW, 85 mm	HAS 2	463109	H
	Ratchet	For all Hex instruments and insertion tools, without torque	RAT 2	425051	K
	Torque wrench	Torque wrench 10 - 70 Ncm for all insertion tools, hex- and torx instruments	TW2	425402	S
	Universal adapter	For all contra-angle instruments Use with ratchet RAT 2. Max. 30 Ncm	UAW	425107	E

STARTER TRAY

Autoclaveable up to 134° C, not suitable for dry heat sterilizers. This surgical kit contains all drills and tools for first works with the S-System.
Material: autoclavable plastic.



Description	Code	REF	Price €
Insertion tool for ratchet	IT3 STO	425063	
Insertion tool for contra angle	ITWH SSO	463111	
Hex-instrument	HT 1.25	425100	
Torx instrument	TT 1.25	425105	
Pilot drill	BCD 1	900240	
Form drill	DS 2.2	425003	
Form drill	DS 2.8	425005	
Form drill	DS 3.5	425009	
Form drill	DS 4.2	425013	
Countersink head	DRA 4.1 CS	425047	
Standardized probe	PDG	425400	
Standardized probe	PDG	425400	
Torque wrench	TW2	425402	
Starter tray with content		S60042-K	upon request
Starter tray w/o content		60042-K	upon request

IHDE DENTAL

(The products of this catalogue are CE marked (class I) and CE 1936 marked (class IIa and IIb) according to 93/42/EC Directive).

Commercial products that are not monitored by our notified body are declared as third-party products.

We are certified DIN EN ISO 13485, and annex II of EEC Directive 93/42 EWG (2007).

Due to technical reasons the product dimensions shown in this brochure might deviate from reality.

SSO®, **STO**® and **STW**® are registered trademarks.

In case that implants would be reprocessed (cleaned, resterilized) infections could occur, because no validated procedures for reprocessing are available.

Compilation and explanation of symbols on the packaging:



Batch No.



Sterilized by
gamma radiation



Non-sterile



Intended for use
by dentists or
surgeons only



Single use
product



Instruction
for use



Expiry date



Store
in a dry
place



Store tightly
keep closed



Do not use if
packing is
damaged



Do not
resterilize



Manufacturer



Production
date



Catalogue
number



Secure rotation protection by
precision inner octagon and
internal cone 8°

Reliable insertion - ease of use

Universal application for permanent
and removable prosthodontics

IHDEDENTAL 

Dr. Ihde Dental AG
Dorfplatz 11
CH - 8737 Gommiswald / SG
Tel +41 (0)55 293 23 23
contact@implant.com
www.implant.com

Dr. Ihde Dental GmbH
Erfurter Str. 19
D - 85386 Eching / Munich
Tel +49 (0)89 319 761 0
Fax +49 (0)89 319 761 33
info@ihde-dental.de
www.ihde-dental.de